

KIDcan
DOODLE
DOODLING



PICASSO
PORTRAITS

INTRODUCTION

This booklet, *kcd doodling : Picasso Portraits*, is inspired by many of Picasso's portraits from 1932, as seen in the artist's retrospective at the Tate Modern, London (through Sept 9, 2018) The portraits have a few common traits, shown here. (See artwork note on last page.)




DIS-Proportions

Unrealistic sizes of features, such as an extremely large nose or forehead.




DIS-Placed Features

Eyes, lips, nose, or other body parts are not placed exactly where they should be.



Divided Face

The face combines a frontal and profile view, divided by an outline.



Simplified Shapes

Features and body parts are simplified into organic shapes. The arms in this drawing at right, of Picasso's *The Yellow Belt*, look like teardrops.


PUSSASSO : COLOR-IN CAT



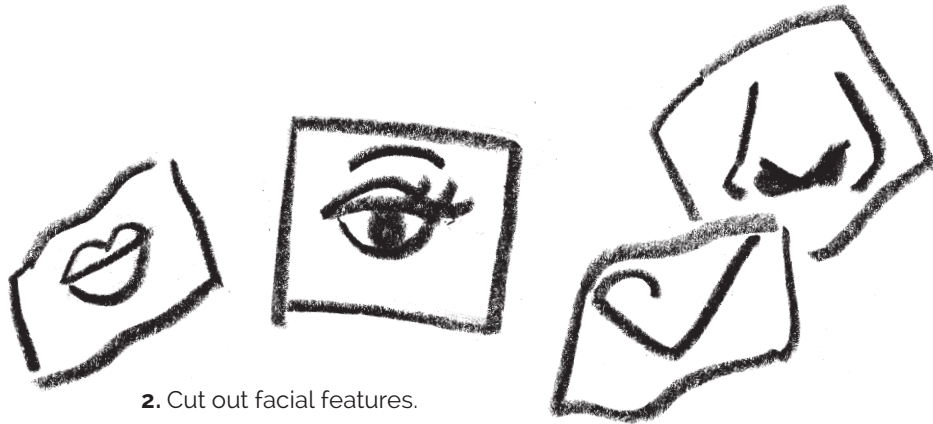
FINISH THIS FACE



COLLAGE PORTRAIT




1. Collect popular magazines.



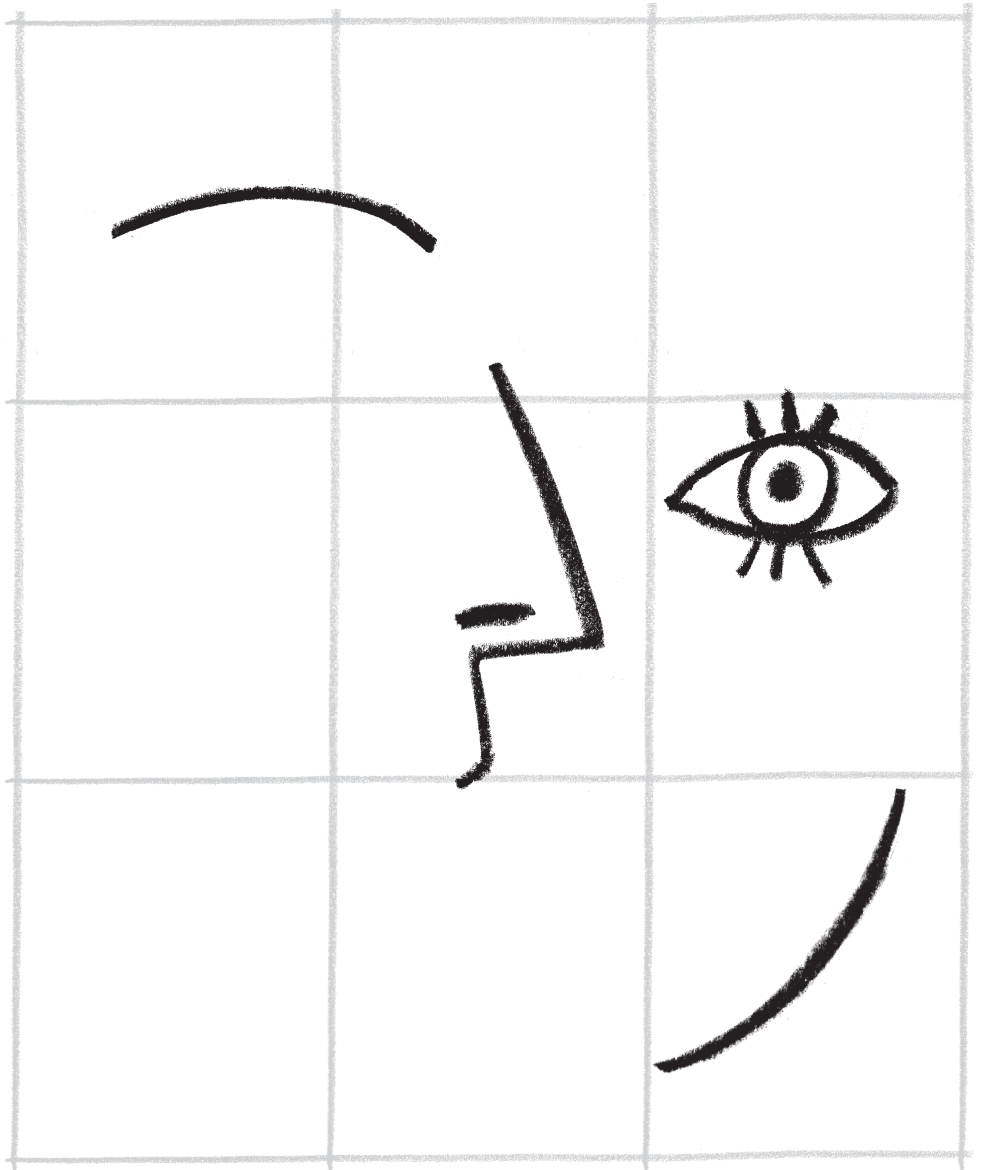
2. Cut out facial features.

3. Compose and glue a face in the frame opposite, inspired by the common traits of Picasso's portraits on page 2. You can draw any bits that are missing in the portrait.



FILL-IN FEATURES

Draw in the missing features of this portrait.



A Note about the artwork. The doodles in this book are studies of Picasso's work. As students of Art & Drawing, we copy masters works in order to learn. We then develop our own voice through practice. © 2018 KidCanDoodle.com